KV673- Kegelradgetriebemotor / Bevel Gear Motor

Tapped center hole to DIN 332, sheet 2 / Zentrierung mit Gewinde DIN 332, Blatt 2

KV673.00

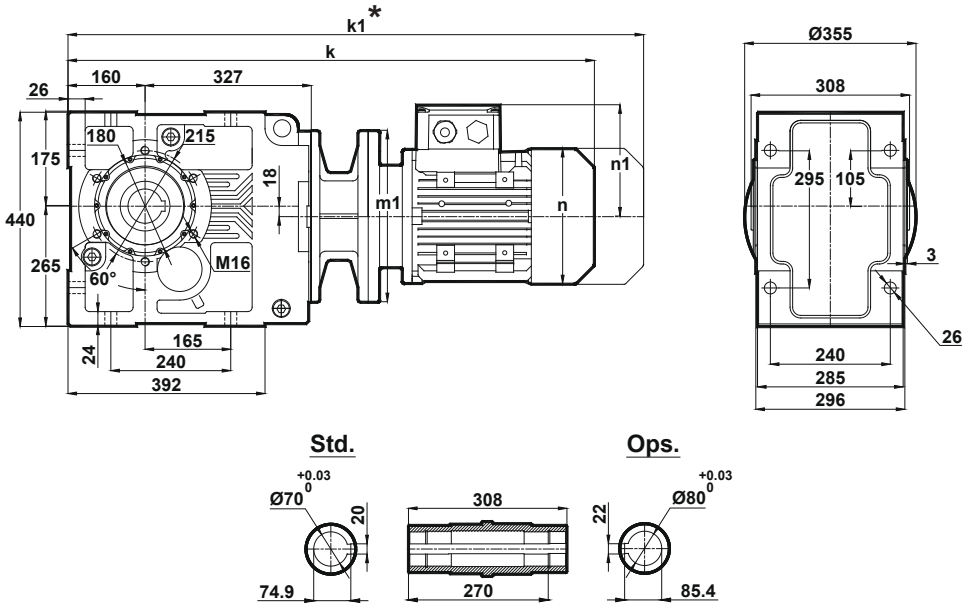

	100L/B5	112M/B5	132S/B5 132S/B14	132M/B5 132M/B14	160M/B5	160L/B5	180M/B5	180L/B5	200L/B5	225S/B5	225M/B5
k	866	886.5	985.5	985.5	1140.5	1140.5	1228.5	1228.5	1303	1374	1399
k1	974.5	991	1115.5	1115.5	1288.5	1288.5	1387	1387	1489.5	1539	1564
n / n1	193 / 147	215 / 158	257 / 179	257 / 179	315 / 219	315 / 219	347 / 234	347 / 234	390 / 275	434 / 285	434 / 285
m1 (B5)	250	250	300	300	350	350	350	350	400	450	450
m1 (B14)	-	-	200	200	-	-	-	-	-	-	-

KV673.01

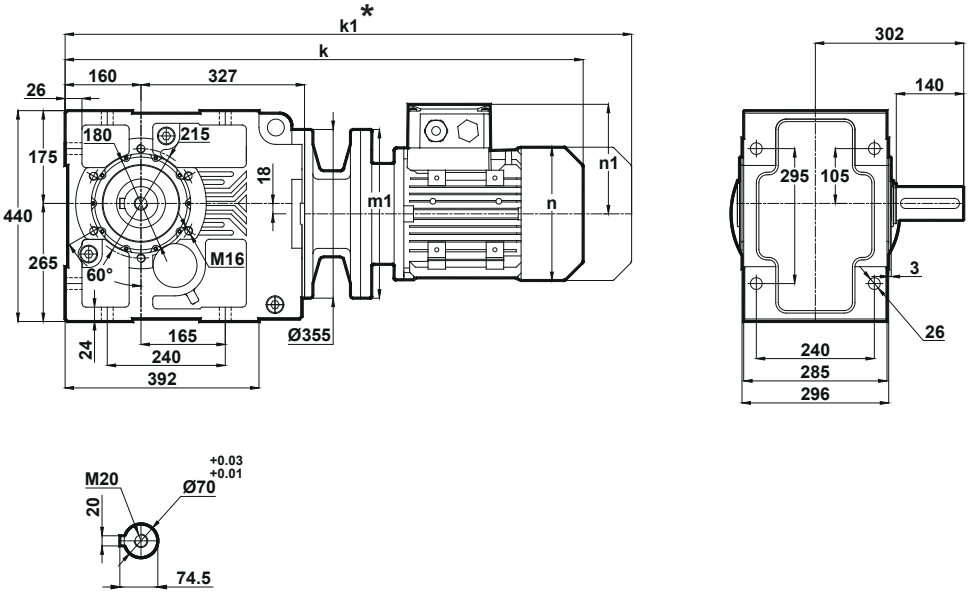

	100L/B5	112M/B5	132S/B5 132S/B14	132M/B5 132M/B14	160M/B5	160L/B5	180M/B5	180L/B5	200L/B5	225S/B5	225M/B5
k	866	886.5	985.5	985.5	1140.5	1140.5	1228.5	1228.5	1303	1374	1399
k1	974.5	991	1115.5	1115.5	1288.5	1288.5	1387	1387	1489.5	1539	1564
n / n1	193 / 147	215 / 158	257 / 179	257 / 179	315 / 219	315 / 219	347 / 234	347 / 234	390 / 275	434 / 285	434 / 285
m1 (B5)	250	250	300	300	350	350	350	350	400	450	450
m1 (B14)	-	-	200	200	-	-	-	-	-	-	-

Dimension " k1" is for motors with brake.
Maße " k1 " ist für Bremsenmotoren.

Technische Änderungen unter Vorbehalt. / Technical changes under reserve.

KV673- Kegelradgetriebemotor / Bevel Gear Motor

Tapped center hole to DIN 332, sheet 2 / Zentrierung mit Gewinde DIN 332, Blatt 2

KV673.02

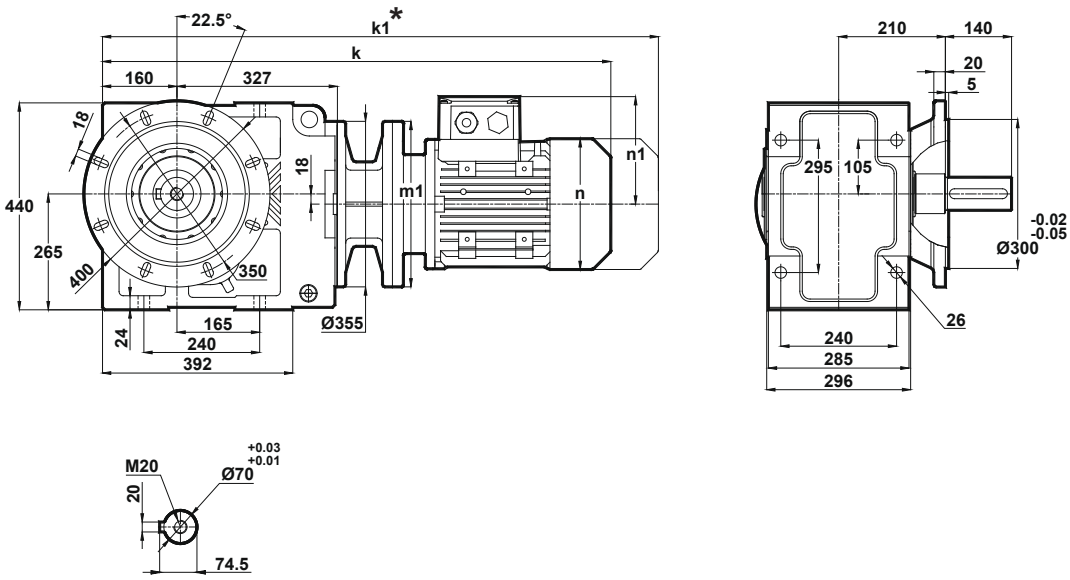

	100L/B5	112M/B5	132S/B5 132S/B14	132M/B5 132M/B14	160M/B5	160L/B5	180M/B5	180L/B5	200L/B5	225S/B5	225M/B5
k	866	886.5	985.5	985.5	1140.5	1140.5	1228.5	1228.5	1303	1374	1399
k1	974.5	991	1115.5	1115.5	1288.5	1288.5	1387	1387	1489.5	1539	1564
n / n1	193 / 147	215 / 158	257 / 179	257 / 179	315 / 219	315 / 219	347 / 234	347 / 234	390 / 275	434 / 285	434 / 285
m1 (B5)	250	250	300	300	350	350	350	350	400	450	450
m1 (B14)	-	-	200	200	-	-	-	-	-	-	-

KV673.03

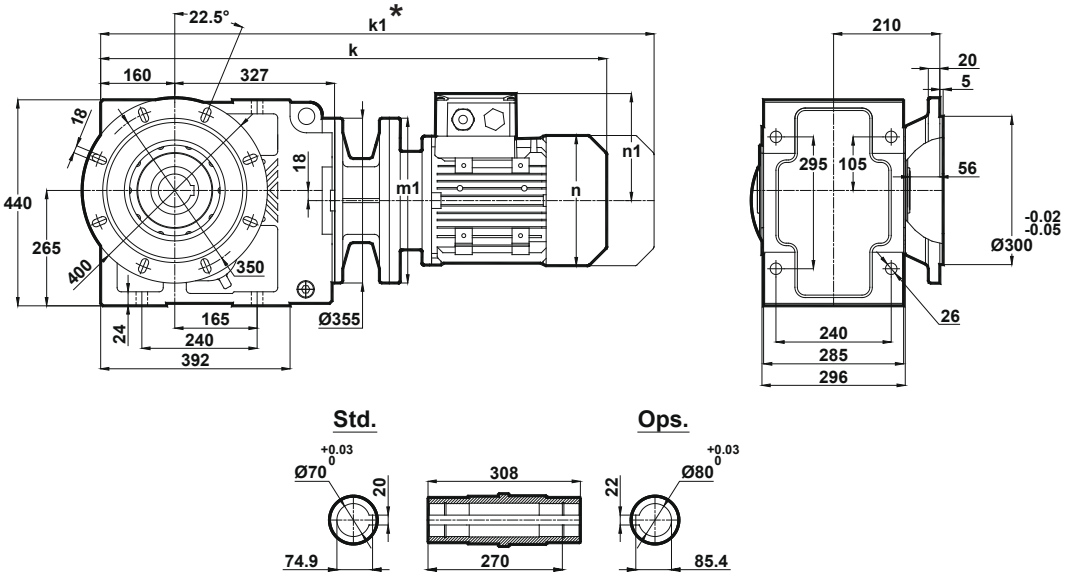

	100L/B5	112M/B5	132S/B5 132S/B14	132M/B5 132M/B14	160M/B5	160L/B5	180M/B5	180L/B5	200L/B5	225S/B5	225M/B5
k	866	886.5	985.5	985.5	1140.5	1140.5	1228.5	1228.5	1303	1374	1399
k1	974.5	991	1115.5	1115.5	1288.5	1288.5	1387	1387	1489.5	1539	1564
n / n1	193 / 147	215 / 158	257 / 179	257 / 179	315 / 219	315 / 219	347 / 234	347 / 234	390 / 275	434 / 285	434 / 285
m1 (B5)	250	250	300	300	350	350	350	350	400	450	450
m1 (B14)	-	-	200	200	-	-	-	-	-	-	-

Dimension " k1" is for motors with brake.
Maße " k1 " ist für Bremsenmotoren.

Technische Änderungen unter Vorbehalt. / Technical changes under reserve.

KV673- Kegelradgetriebemotor / Bevel Gear Motor

Tapped center hole to DIN 332, sheet 2 / Zentrierung mit Gewinde DIN 332, Blatt 2

KV673.04

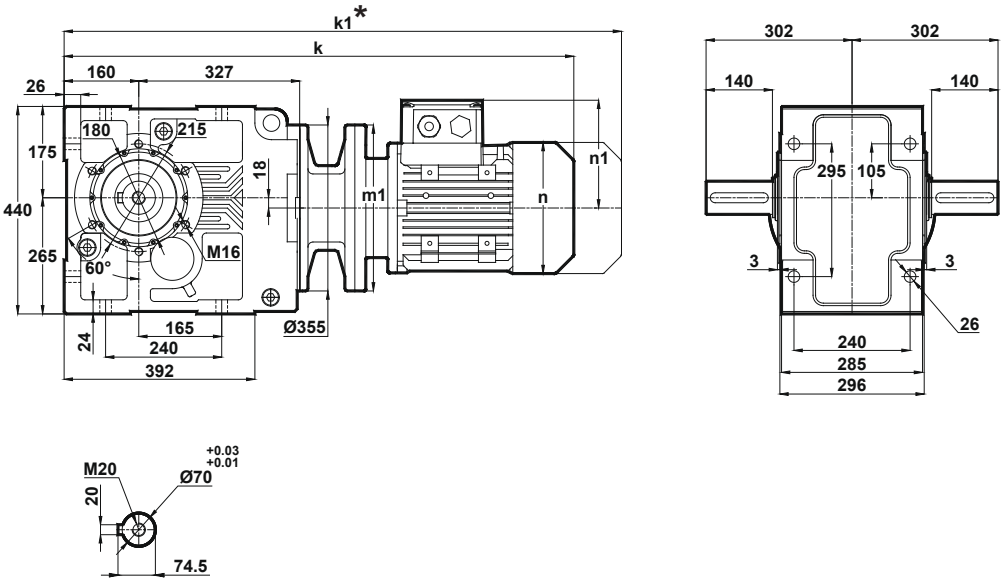

	100L/B5	112M/B5	132S/B5 132S/B14	132M/B5 132M/B14	160M/B5	160L/B5	180M/B5	180L/B5	200L/B5	225S/B5	225M/B5
k	866	886.5	985.5	985.5	1140.5	1140.5	1228.5	1228.5	1303	1374	1399
k1	974.5	991	1115.5	1115.5	1288.5	1288.5	1387	1387	1489.5	1539	1564
n / n1	193 / 147	215 / 158	257 / 179	257 / 179	315 / 219	315 / 219	347 / 234	347 / 234	390 / 275	434 / 285	434 / 285
m1 (B5)	250	250	300	300	350	350	350	350	400	450	450
m1 (B14)	-	-	200	200	-	-	-	-	-	-	-

KV673.05

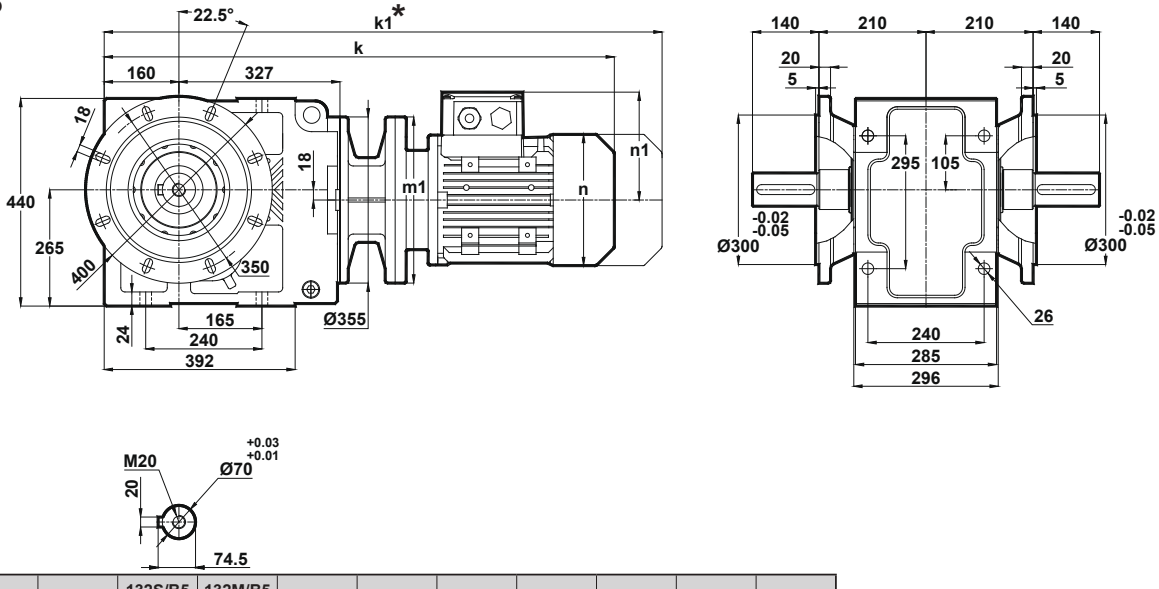

	100L/B5	112M/B5	132S/B5 132S/B14	132M/B5 132M/B14	160M/B5	160L/B5	180M/B5	180L/B5	200L/B5	225S/B5	225M/B5
k	866	886.5	985.5	985.5	1140.5	1140.5	1228.5	1228.5	1303	1374	1399
k1	974.5	991	1115.5	1115.5	1288.5	1288.5	1387	1387	1489.5	1539	1564
n / n1	193 / 147	215 / 158	257 / 179	257 / 179	315 / 219	315 / 219	347 / 234	347 / 234	390 / 275	434 / 285	434 / 285
m1 (B5)	250	250	300	300	350	350	350	350	400	450	450
m1 (B14)	-	-	200	200	-	-	-	-	-	-	-

Dimension " k1" is for motors with brake.
Maße " k1 " ist für Bremsenmotoren.

Technische Änderungen unter Vorbehalt. / Technical changes under reserve.

KV673- Kegelradgetriebemotor / Bevel Gear Motor

Tapped center hole to DIN 332, sheet 2 / Zentrierung mit Gewinde DIN 332, Blatt 2

KV673.08

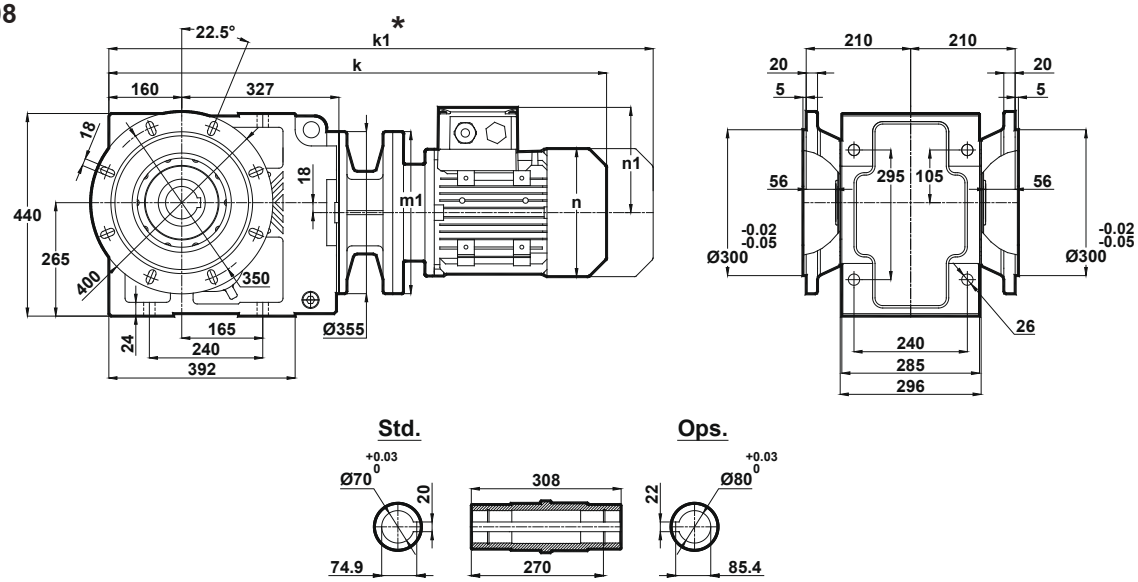

	100L/B5	112M/B5	132S/B5 132S/B14	132M/B5 132M/B14	160M/B5	160L/B5	180M/B5	180L/B5	200L/B5	225S/B5	225M/B5
k	866	886.5	985.5	985.5	1140.5	1140.5	1228.5	1228.5	1303	1374	1399
k1	974.5	991	1115.5	1115.5	1288.5	1288.5	1387	1387	1489.5	1539	1564
n / n1	193 / 147	215 / 158	257 / 179	257 / 179	315 / 219	315 / 219	347 / 234	347 / 234	390 / 275	434 / 285	434 / 285
m1 (B5)	250	250	300	300	350	350	350	350	400	450	450
m1 (B14)	-	-	200	200	-	-	-	-	-	-	-

Dimension " k1" is for motors with brake.
Maße " k1 " ist für Bremsenmotoren.

Technische Änderungen unter Vorbehalt / Technical changes under reserve.

Hohlwellenabmessungen / Hollow Shaft Dimensions

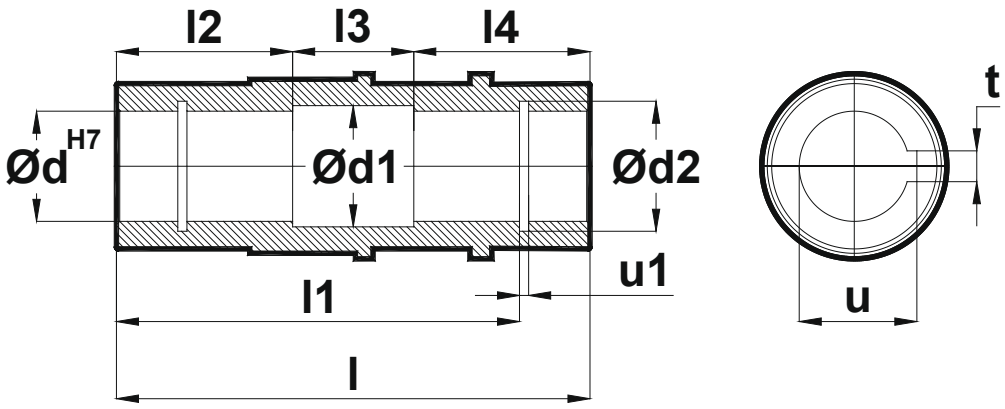

Tip *Type* Typ	d	d1	d2	l	l1	l2	l3	l4	u1	t	u
K.00..	20	21	21	115	100	40	35	40	1.1	6	22.8
K.10..	30	31	31.4	120	105	45	30	45	1.3	8	33.3
K.20..	35	36	36.4	140	120	55	30	55	1.6	8	38.3
K.27..	35	36	37	157	132	60	37	60	1.6	10	38.3
K.28..	40	41	42.5	166	142	64	38	64	1.85	12	43.3
K.37..	40	41	42.5	185	156	70	45	70	1.85	12	43.3
K.47..	50	51	53	215	183	82	51	82	2.15	14	53.8
K.57..	60	61	63	246	210	96	54	96	2.15	18	64.4
K.67..	70	71	73	308	270	110	88	110	2.65	20	74.9
K.77..	90	91	93.5	363	313	135	93	135	3.15	25	95.4
K.87..	110	111	114	428	373	160	108	160	4.15	28	116.4

Technische Änderungen unter Vorbehalt. / Technical changes under reserve.

Drehmomentstützen (Arm) / Torque Arms

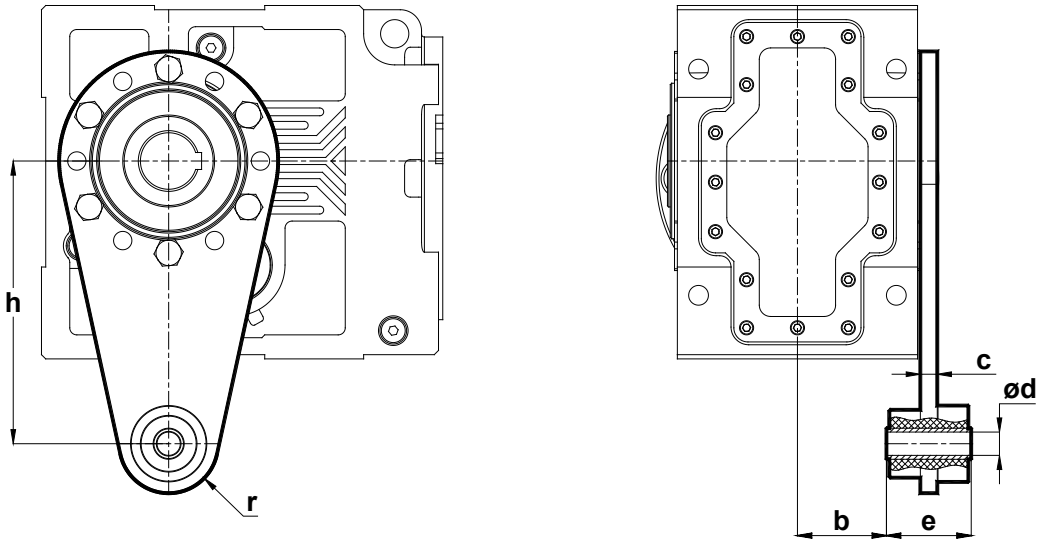

Tip *Type* Typ	b	e	ød	r	h	c
K.273	62	36	ø11	25	160	12
K.283	63	60	ø16,5	35	200	12
K.373	63	60	ø16,5	35	200	12
K.473	78	60	ø16,5	35	250	12
K.573	73,5	100	ø25	48	300	12
K.673	105,5	100	ø25	54	380	15
K.773	131,5	100	ø25	58	450	15
K.873	155	120	ø32	70	550	20

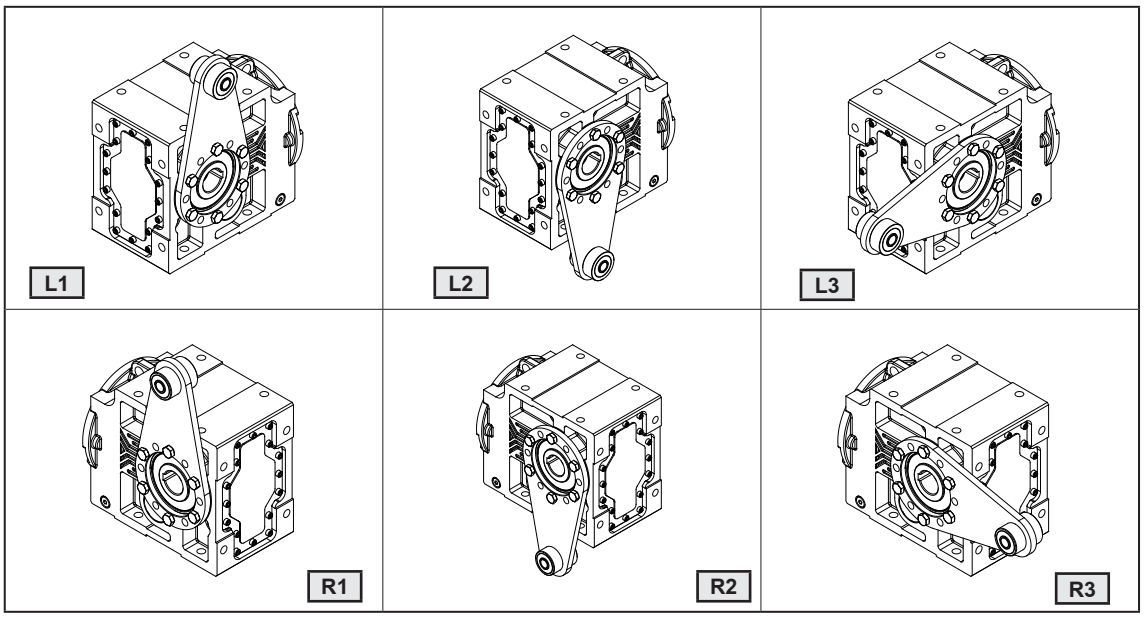

Technische Änderungen unter Vorbehalt. / Technical changes under reserve.

Drehmomentstützen (Platte) / Torque Arms (Plate)

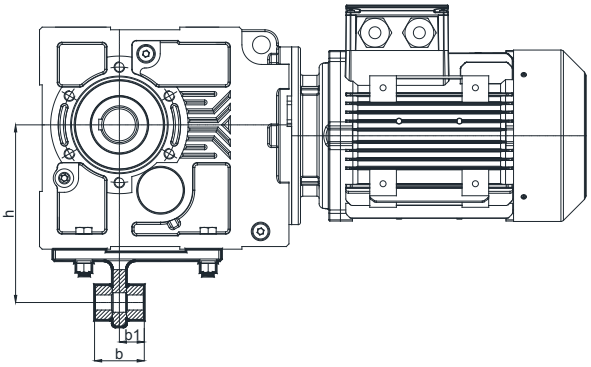

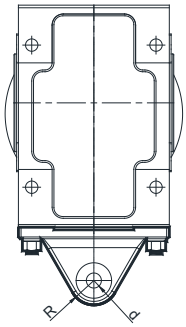

Std

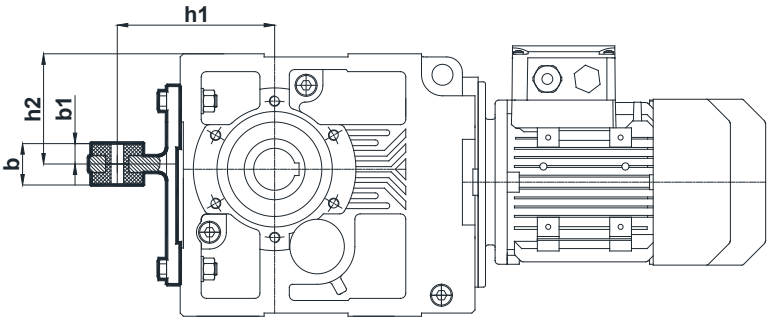

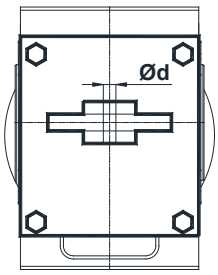

T1

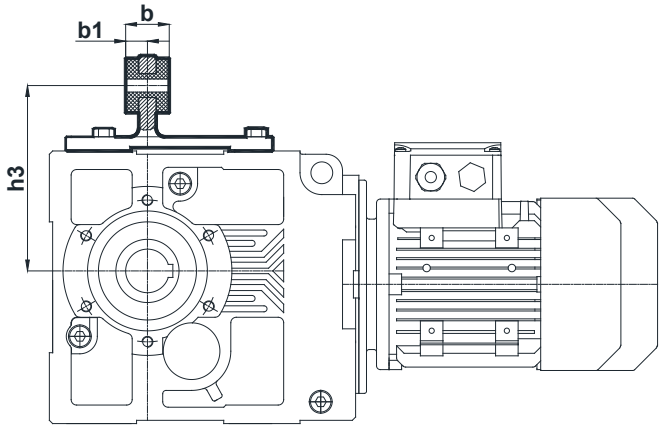

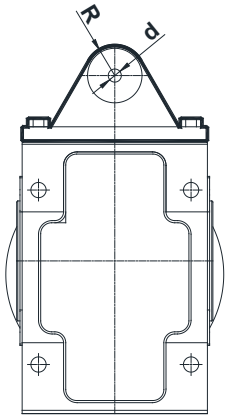

T2

					Std	T1		T2
Tip	**b**	**b1**	**d**	**R**	**h**	**h1**	**h2**	**h3**
KR273.10	56	28	17	22,5	160	119	73	141
KR283.10	74	37	22	27,5	192	140	77	150
KR373.10	74	37	22	27,5	200	150	105	170
KR473.10	78	39	22	27,5	250	182	155	210
KR573.10	105	52,5	26	42,5	300	220	180	251
KR673.10	110	55	26	42,5	350	245	200	260
KR773.10	155	77,5	32	50	450	335	260	360
KR873.10	160	80	32	55	550	400	263	410

Technische Änderungen unter Vorbehalt. / Technical changes under reserve.

Hohlwelle mit Schrumpfscheibe /
Hollow Shaft with Shrink Disc Connector

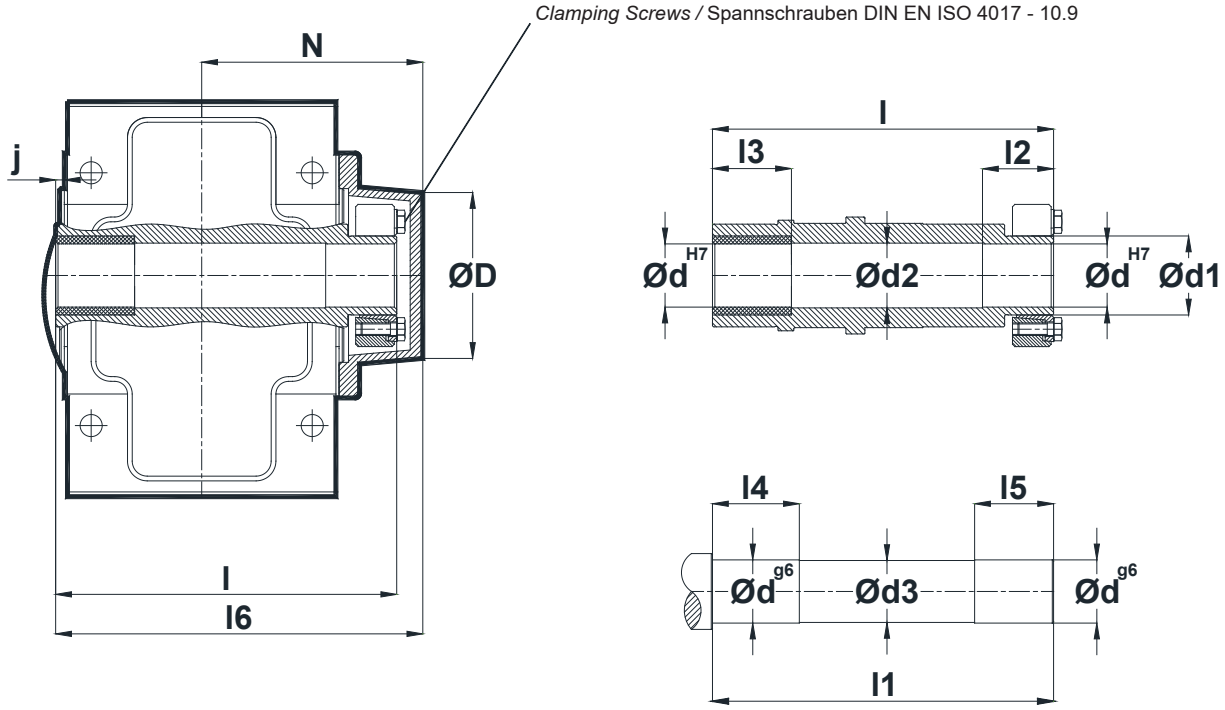

Desired surface roughness value: Rz ≤ 16 µm
Gewünschtes Oberflächenrauhigkeitswert: Rz ≤ 16 µm

	ØD	Ød	Ød1	Ød2	Ød3	l	l1	l2	l3	l4	l5	l6	N	j	M x z	Ta [Nm]
K..00..0S	69	20	24	21	19	137	140	27	20	25	35	147	89.5	4	M5 x 6	4
K..10..0S	88	30	36	31	29	147	150	32	22	27	40	161	101	4	M6 x 5	12
K..20..0S	94	35	44	36	34	170	173	35	25	30	43	183	113	5	M6 x 7	12
K..27..0S	98	35	44	36	34	186	189	35	40	45	43	201	122.5	4.5	M6 x 7	12
K..28.0S	106	40	50	41	39	197	200	35	30	35	43	214	131	5	M6 x 8	12
K..37..0S	106	40	50	41	39	214	219	35	40	45	43	233	140.5	5.5	M6 x 8	12
K..47..0S	129	50	62	51	49	249	252	47,5	52,5	57,5	55,5	236.5	156	5.5	M6 x 10	12
K..57..0S	164	60	75	61	59	282	285	55	60	65	63	302.5	179.5	5.5	M8 x 7	30
K..67..0S	164	70	80	71	69	344	348	60	65	70	68	364	210	6	M8 x 7	30
K..77..0S	219	90	110	91	79	418	421	80	80	90	93	438.5	257	7.5	M10 x 9	59
K..87..0S	260	110	140	111	109	492	495	85	90	100	98	517	303	9	M12 x 10	100

Technische Änderungen unter Vorbehalt. / Technical changes under reserve.